jorge works.

Make your phone photos look pro.

Attach your photo. Paste one prompt.
Get a pro-looking photo for Facebook and Instagram.

5 MINUTES | CHATGPT | ANY BUSINESS



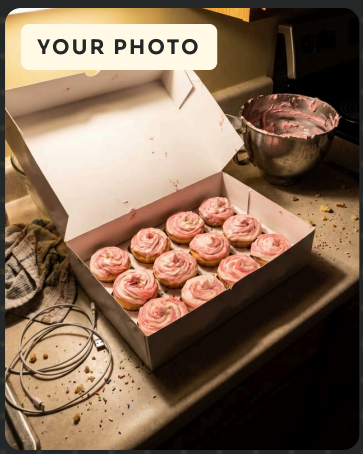

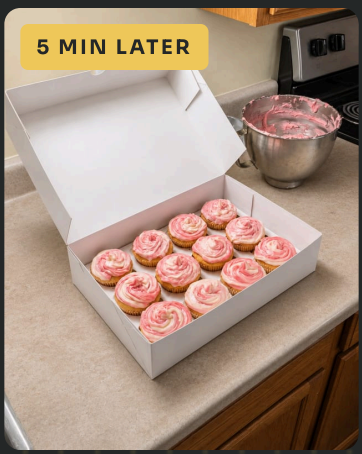

Start →

Ask AI for “pro” and it makes things up

WHAT MOST PEOPLE TYPE

Make this photo look professional for Instagram.



YOUR PHOTO



WHAT AI GAVE BACK

- ✕ A plant that isn’t yours.
- ✕ Sunshine on a photo taken at night.
- ✕ A new towel and spoon.
- ✕ Shiny frosting that isn’t real.

Customers will notice

See the fix →

Sugar Street Cupcakes is made up, as an example.

Our prompt: same photo, just better



YOUR PHOTO



WITH OUR PROMPT

- ✓ The same 12 cupcakes.
- ✓ Real colors. No orange light.
- ✓ The mess is gone.
- ✓ Nothing new was added.

Want this for your photos? Next →

Your 5-minute plan

Three steps for each photo.

1 **Open the prompt**
One tap. · 1 min

2 **Add your photo**
Then send. · 1 min

3 **Check it and save it**
Look for 4 things. · 3 min

YOU NEED
ChatGPT and a photo on your phone. A free account works, but it only makes a few photos a day.



Got a photo ready? Step 1 →

STEP 1 OF 3 1 MIN

Open the prompt

1. Tap the gold button. ChatGPT will open with our prompt already typed.
2. Don’t send it yet. First you add your photo in Step 2.

Open the prompt in ChatGPT
Opens ChatGPT with the prompt already typed

Button didn’t work? Copy the prompt on the next page.

DONE WHEN
You see our prompt in the ChatGPT message box.

BETTER PHOTO IN, BETTER PHOTO OUT
Wipe your camera lens. Use light from a window if you can. Hold the phone straight.

Prompt is ready? Step 2 →

Or copy it here

Press and hold the text to copy it. Paste it in a new chat. Don’t send yet.

COPY THIS PROMPT

Edit my attached photo so it looks like a professional photographer took it. It's for my business's Facebook and Instagram.

It must stay the same photo. Keep these exactly as they are:
- The main thing in the photo: same shape, size, color, amount and details. Don't add, remove or replace any part of it.
- Any people, faces, hands, text, signs and logos.
- The same place and the same camera angle.

Only fix what a photographer would fix:
- Light: bright, soft and natural, like daylight from a window. Fix dark shadows and orange or blue color.
- Color: true to life. Not too bright, not too saturated.
- Sharpness: clean and crisp, with real texture. No smooth, plastic look.
- Clean up: remove small things that distract, like crumbs, spills, towels, cables, bottles and smudges. Never remove or change anything I sell.
- Straighten it and crop it tall (4:5) with the main thing in the center.

Don't make it look like AI: no glow, no sparkles, no extra steam or shine, no fake blurry background, no new props, no new decorations.

If you would have to change what I sell to make it look better, don't. Make the smallest change that looks professional.

Pasted it? Go to Step 2 →

STEP 2 OF 3 1 MIN

Add your photo

1. Tap the **+** next to the message box.
2. Choose your photo.
3. Tap **Send** (the arrow). Wait about a minute.

DONE WHEN
ChatGPT shows you a new version of your photo.

DID IT SEND BEFORE YOU ADDED THE PHOTO?
That's OK. Add your photo now and type: **"Here it is."**

ONE PHOTO AT A TIME
Next photo? In the same chat, add it and type: **"Same edit for this one."**



Got your new photo? Step 3 →

STEP 3 OF 3 3 MIN

Check it and save it

Look at both photos side by side. Tick each one:

- [ ] What I sell looks the same.
- [ ] Nothing new was added. Same amount. (Count them.)
- [ ] Words, signs and logos look the same.
- [ ] It still looks like my place.

ALL 4 TICKED? SAVE IT

Tap the photo. Tap the **download** arrow. On a phone, you can also press and hold the photo, then tap **Save**.

Something is off? Quick fixes →

Quick fixes

Type one of these in the same chat:

Something you sell changed?
“Put the [cupcakes] back the way they were. Keep the rest.”

Still some mess?
“Also remove the [towel].”

Looks fake or too shiny?
“Less. Keep it closer to my photo.”

Too dark or too yellow?
“A bit brighter and whiter. Keep the rest.”

STILL NOT RIGHT AFTER 2 TRIES?
Start a new chat. Try a better photo, with more light.

See it on a finished job Next →

It works for finished jobs too

A mobile car detailer, right after a job.



YOUR PHOTO



“MAKE IT PRO”



OUR PROMPT

- ✗ “Make it pro” turned a gray day into a fake sunset.
- ✓ Our prompt kept the real day and the real car.
- ✓ It took away the towel and spray bottle.

Two rules Next →

Two rules

1. **Real stays real.** Your customers will see the real thing. Fix the light and the mess, never what you sell.
2. **Keep your first photo.** Don’t delete it. If the new one looks wrong, you still have it.

FROM NOW ON

Take the photo. Open the prompt. Add the photo. Check it. Save it. About 5 minutes.



Almost done **Finish →**

Your first pro photo!

Tick each one:

- [ ] ChatGPT made a new version of my photo.
- [ ] I checked the 4 things.
- [ ] I saved it to my phone.

All three ticked? Your photo is ready for Facebook and Instagram.



jorge works.

AI, made simple.

Jorge.Works helps you use AI in a simple way, without big promises.

Questions?

hello@jorge.works

More help

jorge.works

Examples. Sugar Street Cupcakes and Shine Mobile Detailing are made up. Their “before” photos were made with AI. The edits are real results from OpenAI’s image model, using the prompts shown. Your results can be different.

ChatGPT. This guide is not made or backed by OpenAI. Menus were checked in November 2026. They can change. Free accounts can only edit a few photos a day.

Your guide. © 2026 Jorge.Works. For your own business. Please don’t resell or share this file. Edition 1.0.